

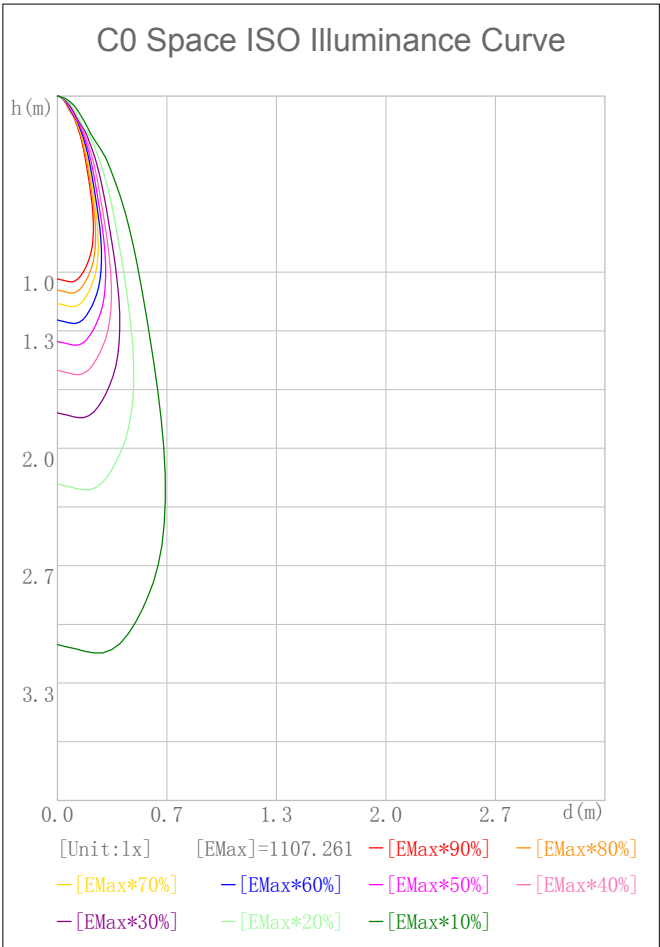
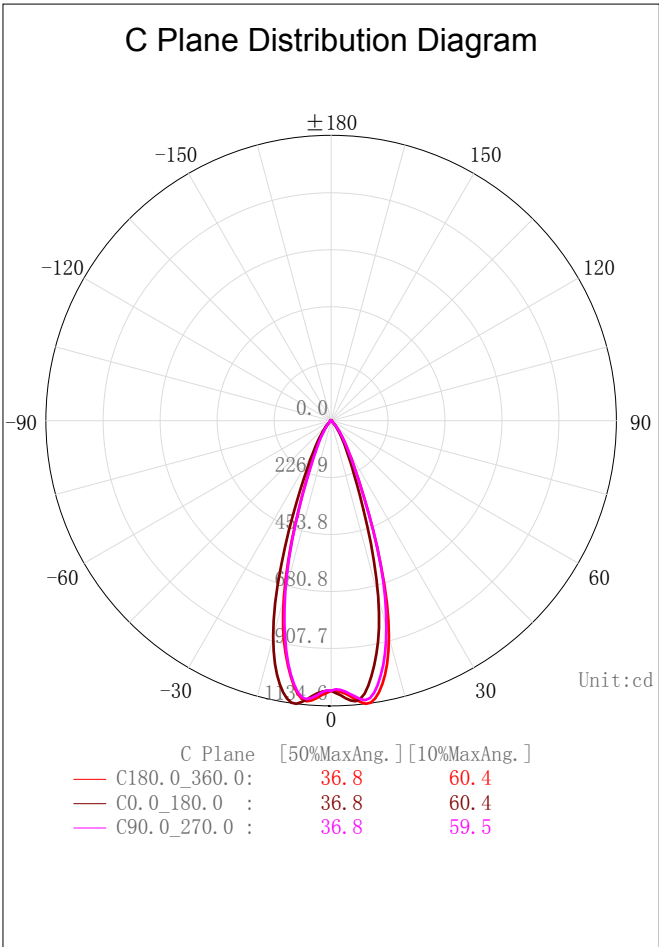
Indoor Luminaire Photometric Data

Description Information

Luminary Name: SD01-06-XX-01 2700K RA90 36D	Lum. Catalog:	Test ID: 01
Lamp Name:	Lamp Catalog: LED	Test Date: 2021/02/25
Manufacture: Shenzhen Norming Lighting Co.Ltd	Shld.Ang(°):	Test Machine:GON-2000
Test Lab: Quality Department	Frequency (Hz):	Lamp CCT (K): Ra:
Lum. Size (W*L*H):0.050m*0.000m*0.000m	Lum. Area (m2):0.002	Lum. W (kg): 0.000
Test System: C, γ	Test Step: C=90.0 γ=1.0	Temp. (°C): 25
		Humidity(%):

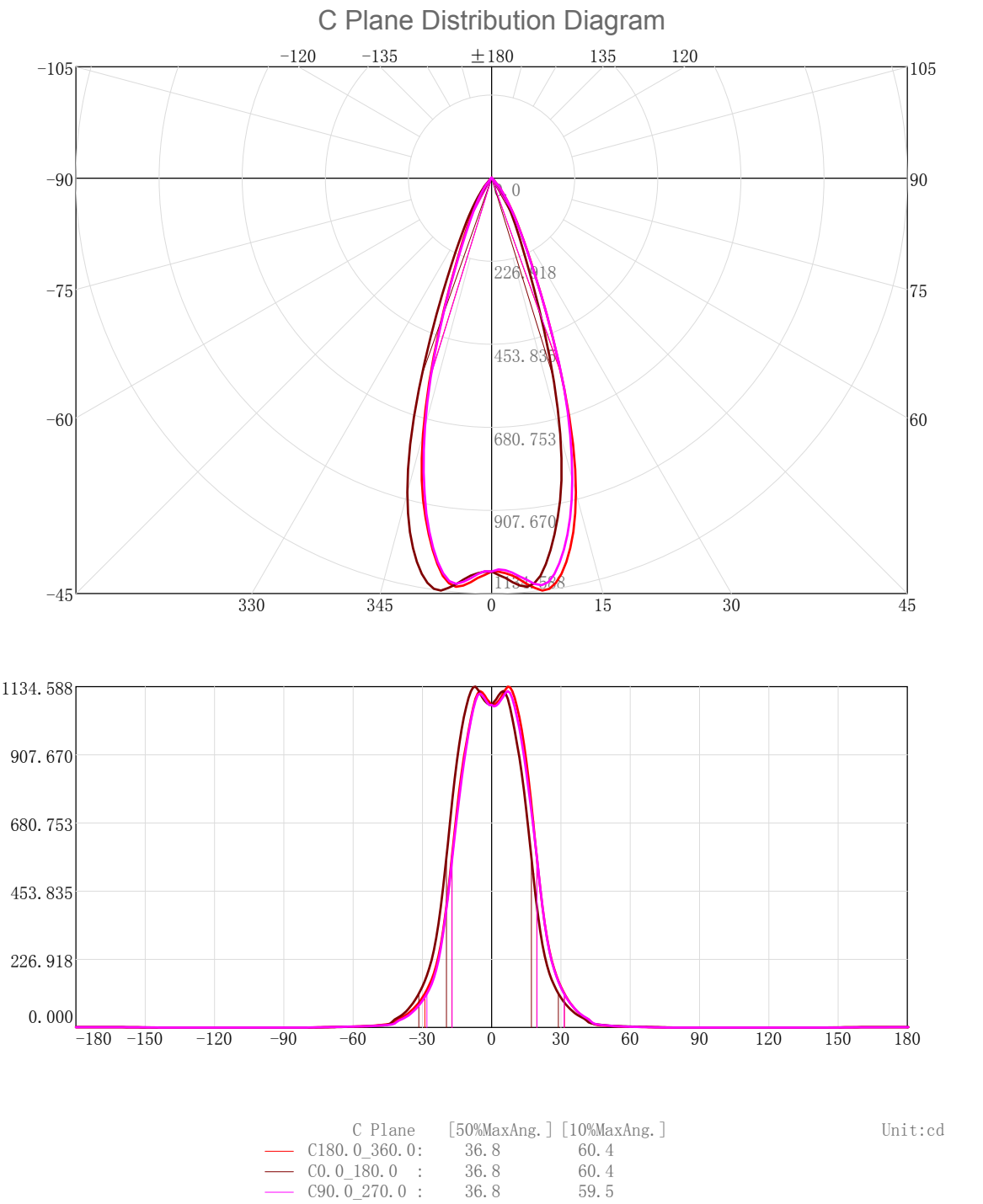
Character Parameter

Lamp Speciality Parameter	Luminaire Speciality Parameter	
Rated Flux(lm): 478.170	Luminary Flux(lm): 478.167	Field Angle(10%Imax): 60.4(°)
Rated Power(W):	Luminary Efficiency: 100.00%	Down Lumens&Percent: 477.240lm 99.81%
Rated Voltage(V):	Luminary EER(lm/W): 83.304	Up Lumens&Percent: 0.928lm 0.19%
Tested Power(W): 5.740	Max. Candela(cd): 1134.588	S/MH: C0_a180=0.637 C90_270=0.632
Lamps' Inside: 1	Max Cand@Ang. (°): C=180.0 γ=7.0	CIE Type: Semi-Direct
Tested Electrics (V, A, pf):240.2, 0.027, 0.793	Beam Angle(50%Imax): 36.8(°)	ErP ϕ use(90°): 484.474lm
Lamp Size (W*L*H):0.050m*0.000m*0.000m	Left=-17.2°, Right=19.6°	IRF(%): 515.145



2D Plane Light Intensity Distribution Curve

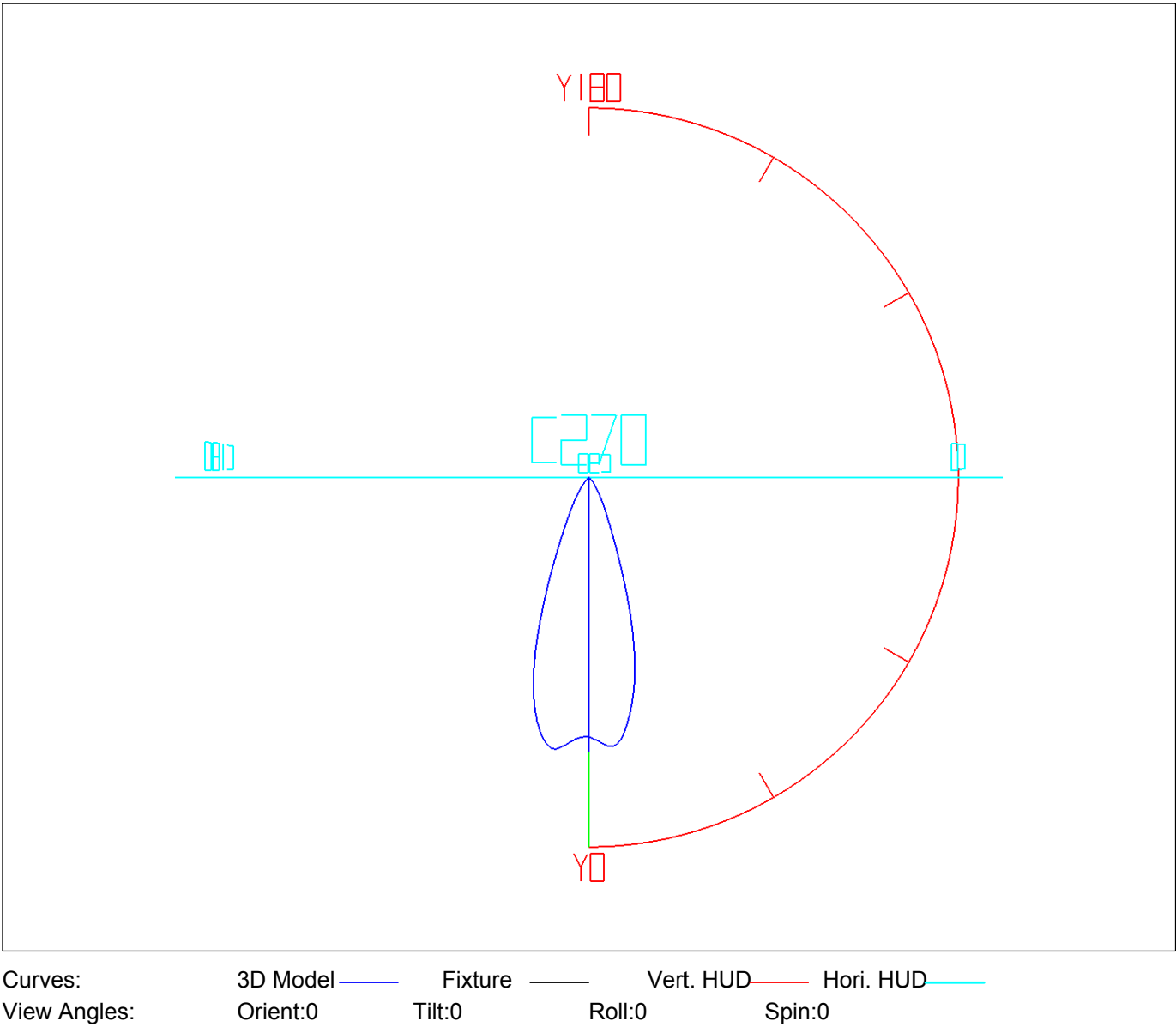
Lum. Name:SD01-06-XX-01 2700K RA90 36D	Lum. Catalog:	Test ID:01
Lamp Name:	Lamp Catalog:LED	Test Lab:Quality Department
Manufacture:Shenzhen Norming Lighting Co.Ltd	Test Machine:GON-2000	Test Date:2021/02/25



3D Light Intensity Distribution Modal

Lum. Name:SD01-06-XX-01 2700K RA90 36D	Lum. Catelog:	Test ID:01
Lamp Name:	Lamp Catelog:LED	Test Lab:Quality Department
Manufacture:Shenzhen Norming Lighting Co.Ltd	Test Machine:GON-2000	Test Date:2021/02/25

3D Light Intensity Distribution Modal



IES Indoor Report

Photometric Filename:SD01-06-XX-01 2700K RA90 36D.IES

Zonal Flux Tabulation

Zone(γ)	Zone Flux (lm)	Sums Flux (lm)	Zone%Lamp	Sums%Lamp	Zone(γ)	Zone Flux (lm)	Sums Flux (lm)	Zone%Lamp	Sums%Lamp
0.0-1.0	1.03	1.03	0.22	0.22	47.0-48.0	0.64	469.32	0.13	98.15
1.0-2.0	3.09	4.12	0.65	0.86	48.0-49.0	0.60	469.92	0.13	98.28
2.0-3.0	5.20	9.32	1.09	1.95	49.0-50.0	0.56	470.49	0.12	98.39
3.0-4.0	7.34	16.66	1.54	3.48	50.0-51.0	0.52	471.01	0.11	98.50
4.0-5.0	9.52	26.18	1.99	5.48	51.0-52.0	0.48	471.49	0.10	98.60
5.0-6.0	11.70	37.88	2.45	7.92	52.0-53.0	0.44	471.93	0.09	98.70
6.0-7.0	13.80	51.68	2.89	10.81	53.0-54.0	0.42	472.35	0.09	98.78
7.0-8.0	15.75	67.43	3.29	14.10	54.0-55.0	0.39	472.74	0.08	98.86
8.0-9.0	17.49	84.92	3.66	17.76	55.0-56.0	0.37	473.11	0.08	98.94
9.0-10.0	18.99	103.91	3.97	21.73	56.0-57.0	0.35	473.46	0.07	99.02
10.0-11.0	20.26	124.17	4.24	25.97	57.0-58.0	0.34	473.80	0.07	99.09
11.0-12.0	21.28	145.45	4.45	30.42	58.0-59.0	0.32	474.12	0.07	99.15
12.0-13.0	22.02	167.47	4.61	35.02	59.0-60.0	0.30	474.42	0.06	99.22
13.0-14.0	22.45	189.92	4.69	39.72	60.0-61.0	0.29	474.70	0.06	99.28
14.0-15.0	22.53	212.45	4.71	44.43	61.0-62.0	0.27	474.97	0.06	99.33
15.0-16.0	22.25	234.70	4.65	49.08	62.0-63.0	0.25	475.23	0.05	99.38
16.0-17.0	21.63	256.33	4.52	53.61	63.0-64.0	0.24	475.46	0.05	99.43
17.0-18.0	20.67	277.00	4.32	57.93	64.0-65.0	0.22	475.69	0.05	99.48
18.0-19.0	19.39	296.40	4.06	61.99	65.0-66.0	0.21	475.89	0.04	99.52
19.0-20.0	17.88	314.28	3.74	65.73	66.0-67.0	0.19	476.09	0.04	99.56
20.0-21.0	16.26	330.54	3.40	69.13	67.0-68.0	0.18	476.26	0.04	99.60
21.0-22.0	14.63	345.17	3.06	72.19	68.0-69.0	0.16	476.43	0.03	99.64
22.0-23.0	13.09	358.26	2.74	74.92	69.0-70.0	0.15	476.58	0.03	99.67
23.0-24.0	11.72	369.98	2.45	77.37	70.0-71.0	0.13	476.71	0.03	99.69
24.0-25.0	10.52	380.50	2.20	79.57	71.0-72.0	0.12	476.83	0.02	99.72
25.0-26.0	9.50	390.00	1.99	81.56	72.0-73.0	0.10	476.93	0.02	99.74
26.0-27.0	8.62	398.62	1.80	83.36	73.0-74.0	0.09	477.01	0.02	99.76
27.0-28.0	7.86	406.48	1.64	85.01	74.0-75.0	0.07	477.08	0.01	99.77
28.0-29.0	7.18	413.66	1.50	86.51	75.0-76.0	0.06	477.14	0.01	99.78
29.0-30.0	6.57	420.23	1.37	87.88	76.0-77.0	0.04	477.18	0.01	99.79
30.0-31.0	6.00	426.23	1.25	89.14	77.0-78.0	0.03	477.21	0.01	99.80
31.0-32.0	5.47	431.70	1.14	90.28	78.0-79.0	0.02	477.23	0.00	99.80
32.0-33.0	4.97	436.67	1.04	91.32	79.0-80.0	0.01	477.24	0.00	99.80
33.0-34.0	4.50	441.17	0.94	92.26	80.0-81.0	0.00	477.24	0.00	99.81
34.0-35.0	4.06	445.23	0.85	93.11	81.0-82.0	0.00	477.24	0.00	99.81
35.0-36.0	3.65	448.87	0.76	93.87	82.0-83.0	0.00	477.24	0.00	99.81
36.0-37.0	3.27	452.14	0.68	94.56	83.0-84.0	0.00	477.24	0.00	99.81
37.0-38.0	2.93	455.07	0.61	95.17	84.0-85.0	0.00	477.24	0.00	99.81
38.0-39.0	2.63	457.70	0.55	95.72	85.0-86.0	0.00	477.24	0.00	99.81
39.0-40.0	2.37	460.07	0.50	96.21	86.0-87.0	0.00	477.24	0.00	99.81
40.0-41.0	2.09	462.15	0.44	96.65	87.0-88.0	0.00	477.24	0.00	99.81
41.0-42.0	1.75	463.91	0.37	97.02	88.0-89.0	0.00	477.24	0.00	99.81
42.0-43.0	1.39	465.30	0.29	97.31	89.0-90.0	0.00	477.24	0.00	99.81
43.0-44.0	1.07	466.37	0.22	97.53	90.0-91.0	0.00	477.24	0.00	99.81
44.0-45.0	0.87	467.24	0.18	97.71	91.0-92.0	0.00	477.24	0.00	99.81
45.0-46.0	0.76	468.00	0.16	97.87	92.0-93.0	0.00	477.24	0.00	99.81
46.0-47.0	0.69	468.68	0.14	98.02	93.0-94.0	0.00	477.24	0.00	99.81

IES Indoor Report

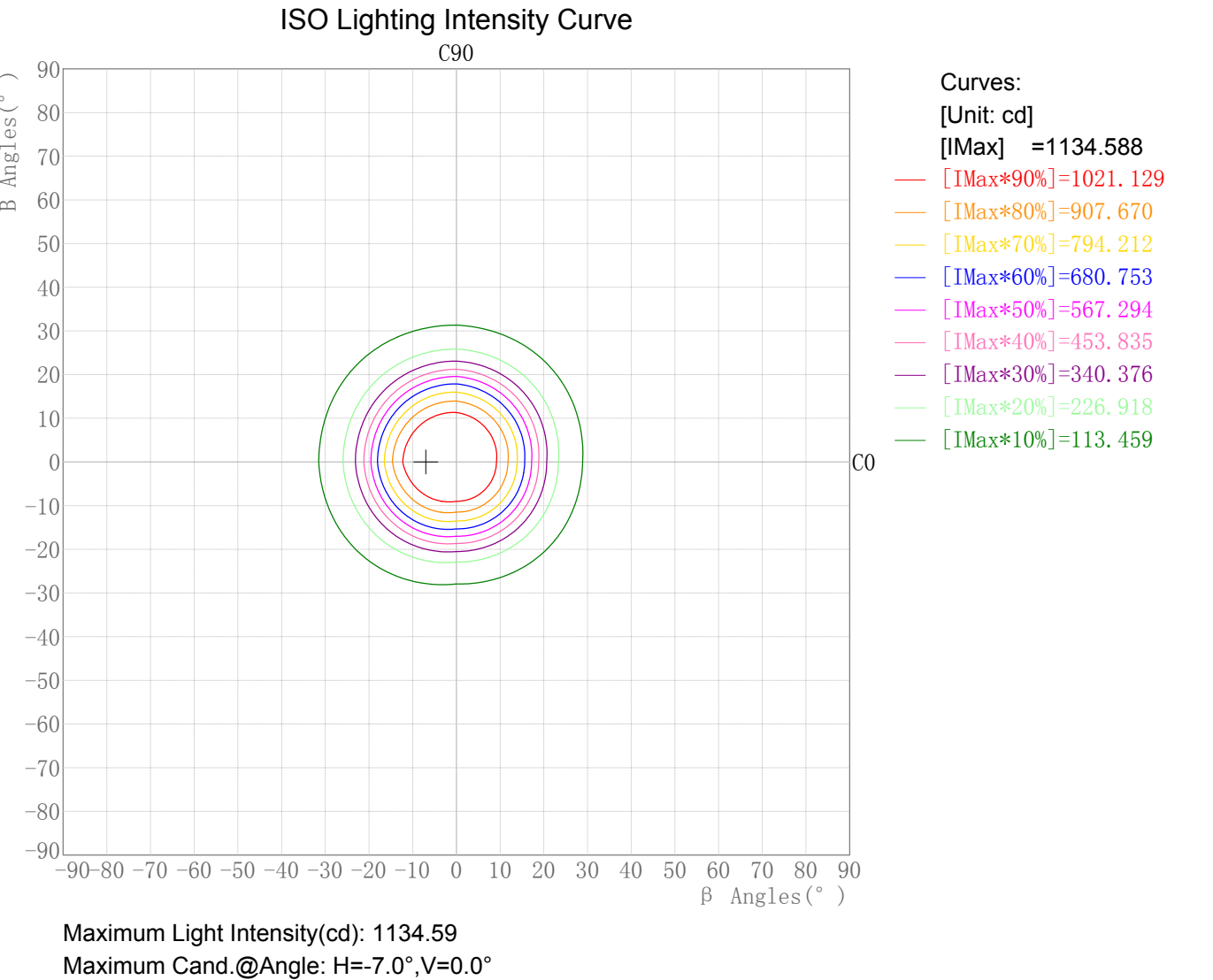
Photometric Filename:SD01-06-XX-01 2700K RA90 36D.IES

Zonal Flux Tabulation - (Cont.)

Zone(γ)	Zone Flux (lm)	Sums Flux (lm)	Zone%Lamp	Sums%Lamp	Zone(γ)	Zone Flux (lm)	Sums Flux (lm)	Zone%Lamp	Sums%Lamp
94.0-95.0	0.00	477.24	0.00	99.81	141.0-142.0	0.00	477.24	0.00	99.81
95.0-96.0	0.00	477.24	0.00	99.81	142.0-143.0	0.00	477.24	0.00	99.81
96.0-97.0	0.00	477.24	0.00	99.81	143.0-144.0	0.00	477.24	0.00	99.81
97.0-98.0	0.00	477.24	0.00	99.81	144.0-145.0	0.01	477.25	0.00	99.81
98.0-99.0	0.00	477.24	0.00	99.81	145.0-146.0	0.01	477.26	0.00	99.81
99.0-100.0	0.00	477.24	0.00	99.81	146.0-147.0	0.01	477.27	0.00	99.81
100.0-101.0	0.00	477.24	0.00	99.81	147.0-148.0	0.02	477.29	0.00	99.82
101.0-102.0	0.00	477.24	0.00	99.81	148.0-149.0	0.02	477.31	0.00	99.82
102.0-103.0	0.00	477.24	0.00	99.81	149.0-150.0	0.02	477.33	0.01	99.83
103.0-104.0	0.00	477.24	0.00	99.81	150.0-151.0	0.03	477.36	0.01	99.83
104.0-105.0	0.00	477.24	0.00	99.81	151.0-152.0	0.03	477.39	0.01	99.84
105.0-106.0	0.00	477.24	0.00	99.81	152.0-153.0	0.03	477.43	0.01	99.84
106.0-107.0	0.00	477.24	0.00	99.81	153.0-154.0	0.04	477.46	0.01	99.85
107.0-108.0	0.00	477.24	0.00	99.81	154.0-155.0	0.04	477.50	0.01	99.86
108.0-109.0	0.00	477.24	0.00	99.81	155.0-156.0	0.04	477.54	0.01	99.87
109.0-110.0	0.00	477.24	0.00	99.81	156.0-157.0	0.04	477.58	0.01	99.88
110.0-111.0	0.00	477.24	0.00	99.81	157.0-158.0	0.04	477.63	0.01	99.89
111.0-112.0	0.00	477.24	0.00	99.81	158.0-159.0	0.04	477.67	0.01	99.90
112.0-113.0	0.00	477.24	0.00	99.81	159.0-160.0	0.04	477.71	0.01	99.90
113.0-114.0	0.00	477.24	0.00	99.81	160.0-161.0	0.04	477.75	0.01	99.91
114.0-115.0	0.00	477.24	0.00	99.81	161.0-162.0	0.04	477.79	0.01	99.92
115.0-116.0	0.00	477.24	0.00	99.81	162.0-163.0	0.04	477.83	0.01	99.93
116.0-117.0	0.00	477.24	0.00	99.81	163.0-164.0	0.04	477.87	0.01	99.94
117.0-118.0	0.00	477.24	0.00	99.81	164.0-165.0	0.04	477.90	0.01	99.94
118.0-119.0	0.00	477.24	0.00	99.81	165.0-166.0	0.03	477.94	0.01	99.95
119.0-120.0	0.00	477.24	0.00	99.81	166.0-167.0	0.03	477.97	0.01	99.96
120.0-121.0	0.00	477.24	0.00	99.81	167.0-168.0	0.03	478.00	0.01	99.96
121.0-122.0	0.00	477.24	0.00	99.81	168.0-169.0	0.03	478.02	0.01	99.97
122.0-123.0	0.00	477.24	0.00	99.81	169.0-170.0	0.02	478.05	0.01	99.97
123.0-124.0	0.00	477.24	0.00	99.81	170.0-171.0	0.02	478.07	0.00	99.98
124.0-125.0	0.00	477.24	0.00	99.81	171.0-172.0	0.02	478.09	0.00	99.98
125.0-126.0	0.00	477.24	0.00	99.81	172.0-173.0	0.02	478.11	0.00	99.99
126.0-127.0	0.00	477.24	0.00	99.81	173.0-174.0	0.02	478.12	0.00	99.99
127.0-128.0	0.00	477.24	0.00	99.81	174.0-175.0	0.01	478.14	0.00	99.99
128.0-129.0	0.00	477.24	0.00	99.81	175.0-176.0	0.01	478.15	0.00	100.00
129.0-130.0	0.00	477.24	0.00	99.81	176.0-177.0	0.01	478.16	0.00	100.00
130.0-131.0	0.00	477.24	0.00	99.81	177.0-178.0	0.01	478.16	0.00	100.00
131.0-132.0	0.00	477.24	0.00	99.81	178.0-179.0	0.00	478.17	0.00	100.00
132.0-133.0	0.00	477.24	0.00	99.81	179.0-180.0	0.00	478.17	0.00	100.00
133.0-134.0	0.00	477.24	0.00	99.81					
134.0-135.0	0.00	477.24	0.00	99.81					
135.0-136.0	0.00	477.24	0.00	99.81					
136.0-137.0	0.00	477.24	0.00	99.81					
137.0-138.0	0.00	477.24	0.00	99.81					
138.0-139.0	0.00	477.24	0.00	99.81					
139.0-140.0	0.00	477.24	0.00	99.81					
140.0-141.0	0.00	477.24	0.00	99.81					

Rectangle ISO Lighting Intensity Diagram

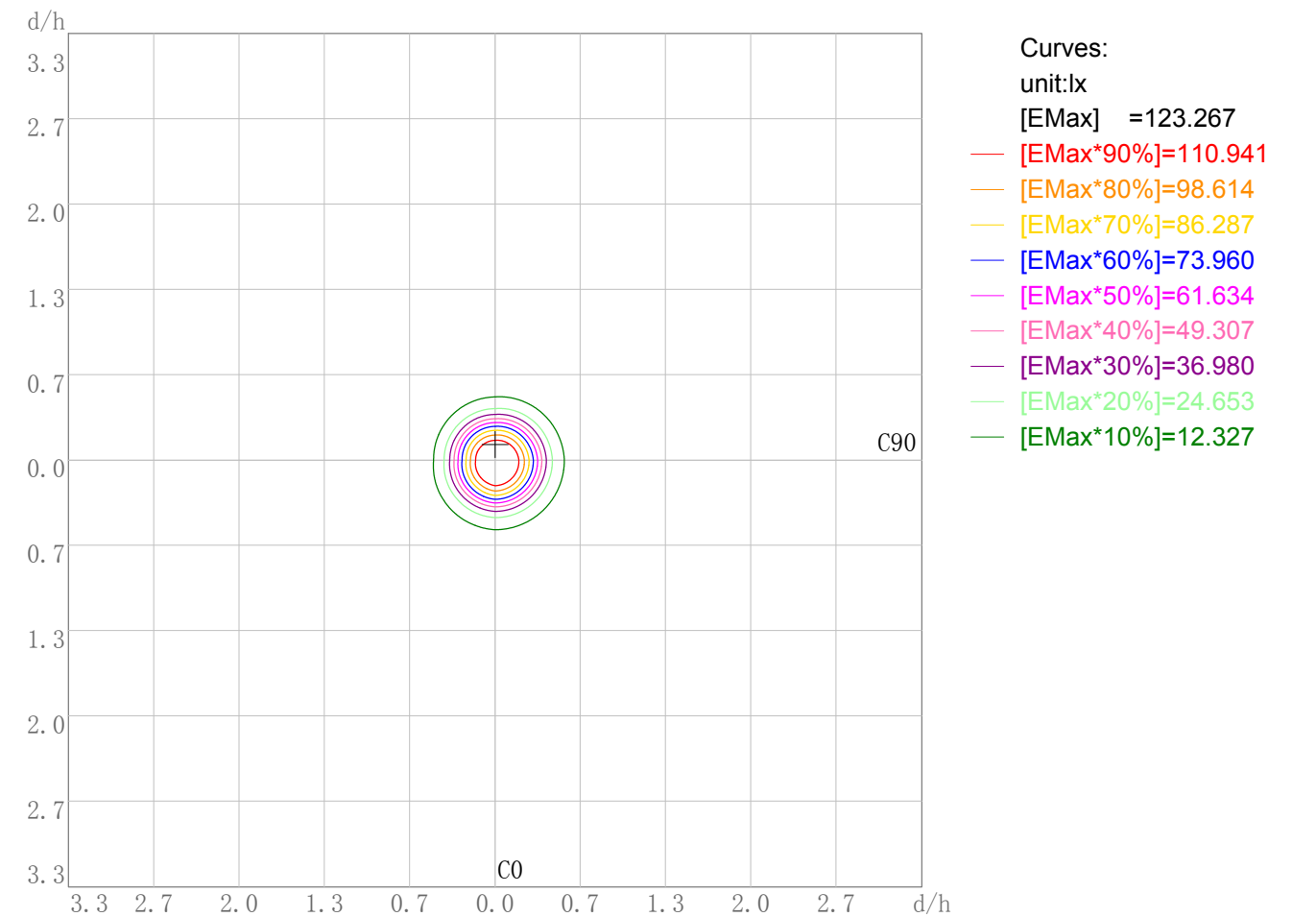
Lum. Name:SD01-06-XX-01 2700K RA90 36D	Lum. Catelog:	Test ID: 01
Lamp Name:	Lamp Catelog: LED	Test Lab: Quality Department
Manufacture: Shenzhen Norming Lighting Co.Ltd	Test Machine:GON-2000	Test Date: 2021/02/25



Plane ISO-Illuminance Diagram

Lum. Name: SD01-06-XX-01 2700K RA90 36D	Lum. Catalog:	Test ID: 01
Lamp Name:	Lamp Catalog: LED	Test Lab: Quality Department
Manufacture: Shenzhen Norming Lighting Co.Ltd	Test Machine:GON-2000	Test Date: 2021/02/25

Plane ISO-Illuminance Curve



Working Plane Luminaire Mounting Height(m): 3.00  
Working Plane Maximum Illuminance(lx): 123.27  
Working Plane Maximum Illuminance Position(d/h):H0.0 V-0.1

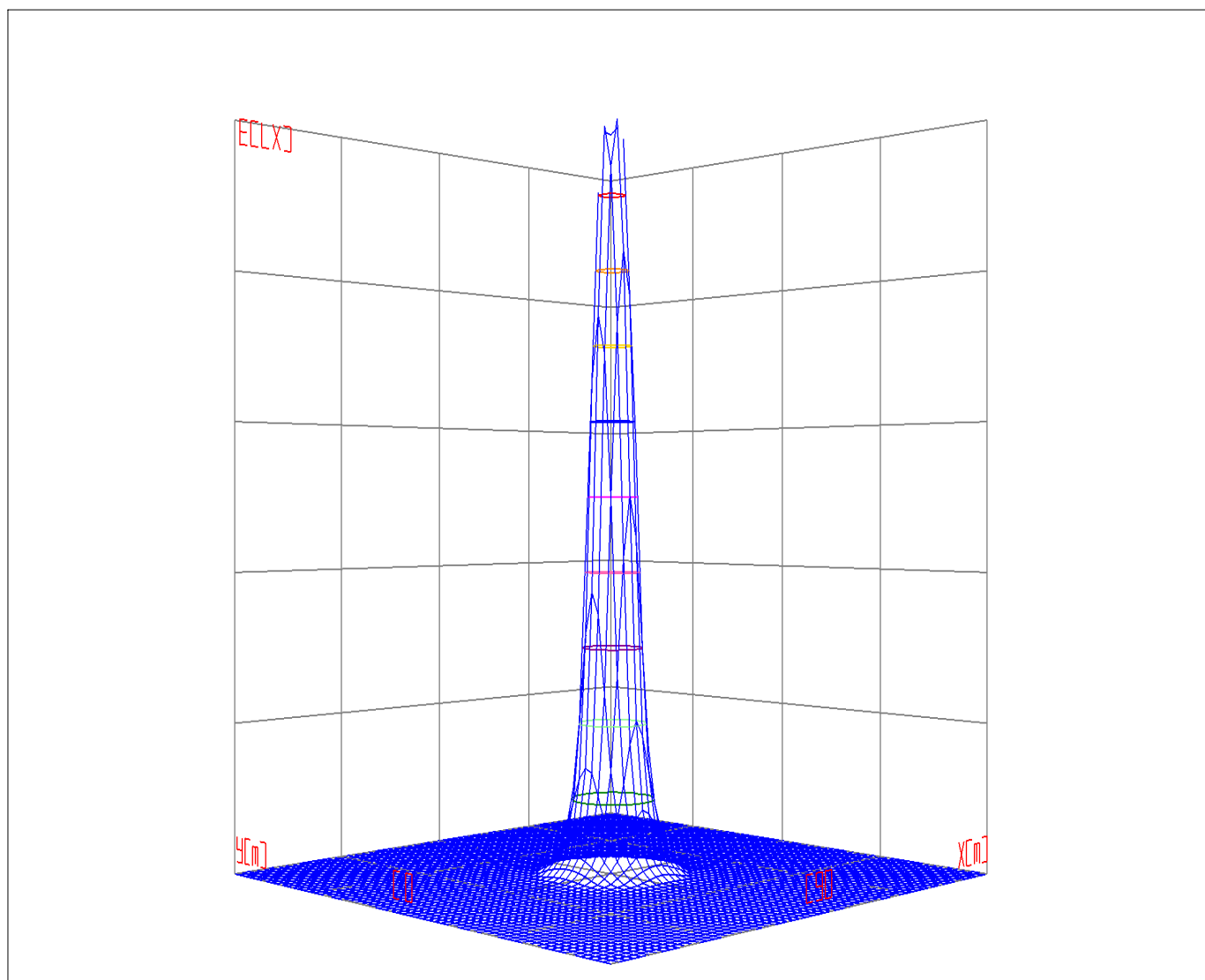
# IES Indoor Report

Photometric Filename:SD01-06-XX-01 2700K RA90 36D.IES

## 3D Plane ISO Illuminance Diagram

Lum. Name: SD01-06-XX-01 2700K RA90 36D	Lum. Catalog:	Test ID: 01
Lamp Name:	Lamp Catalog: LED	Test Lab: Quality Department
Manufacture: Shenzhen Norming Lighting Co.Ltd	Test Machine:GON-2000	Test Date: 2021/02/25

## 3D Plane Illuminance Modal



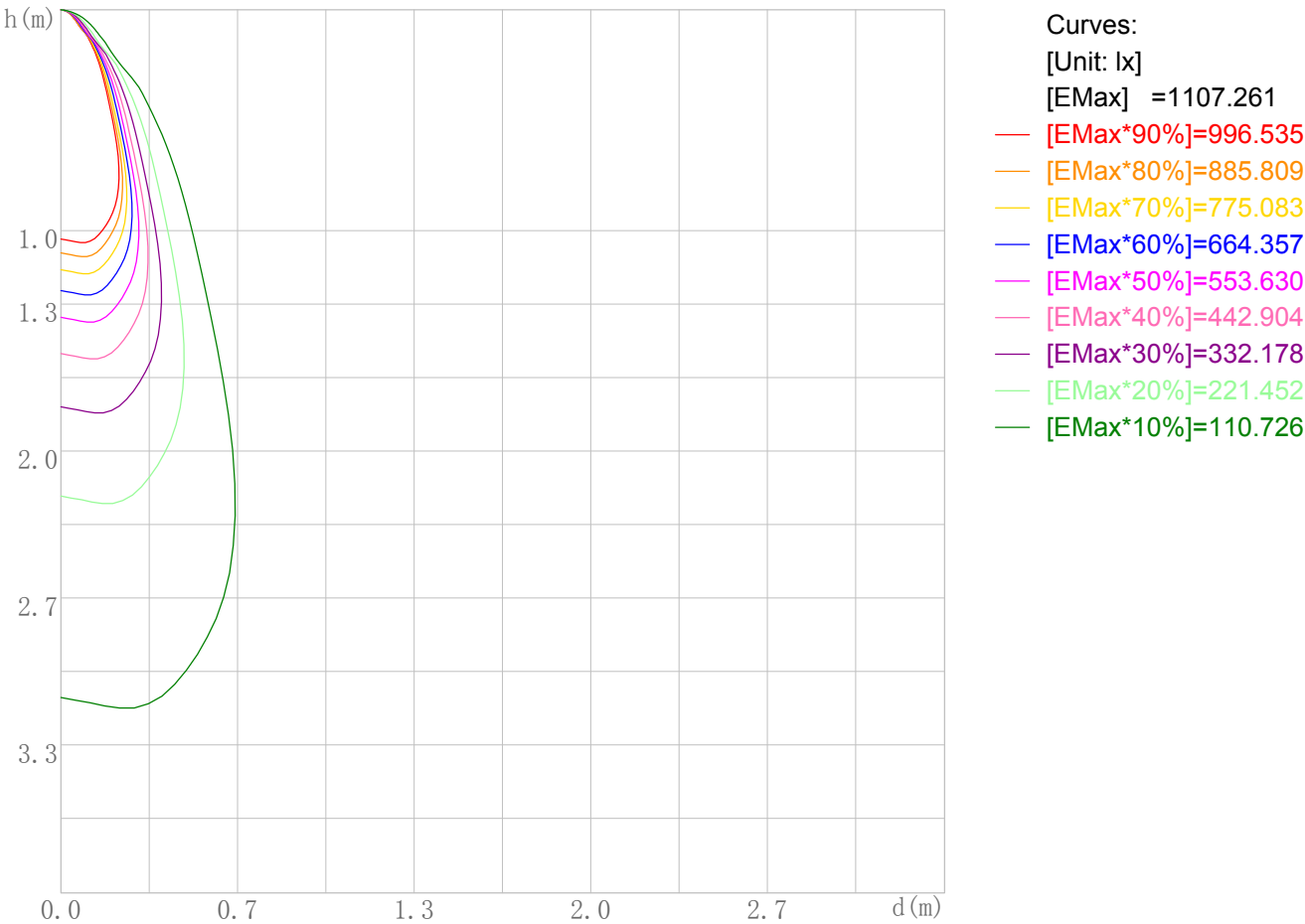
Curves: 3D Model — 90% — 80% — 70% — 60% — 50% — 40% — 30% — 20% — 10% —  
View Angles(deg): 0 Height(m): 3.0 Distance(m): 10.0



Space ISO Illuminance Diagram

Lum. Name: SD01-06-XX-01 2700K RA90 36D	Lum. Catalog:	Test ID: 01
Lamp Name:	Lamp Catalog: LED	Test Lab: Quality Department
Manufacture: Shenzhen Norming Lighting Co.Ltd	Test Machine:GON-2000	Test Date: 2021/02/25

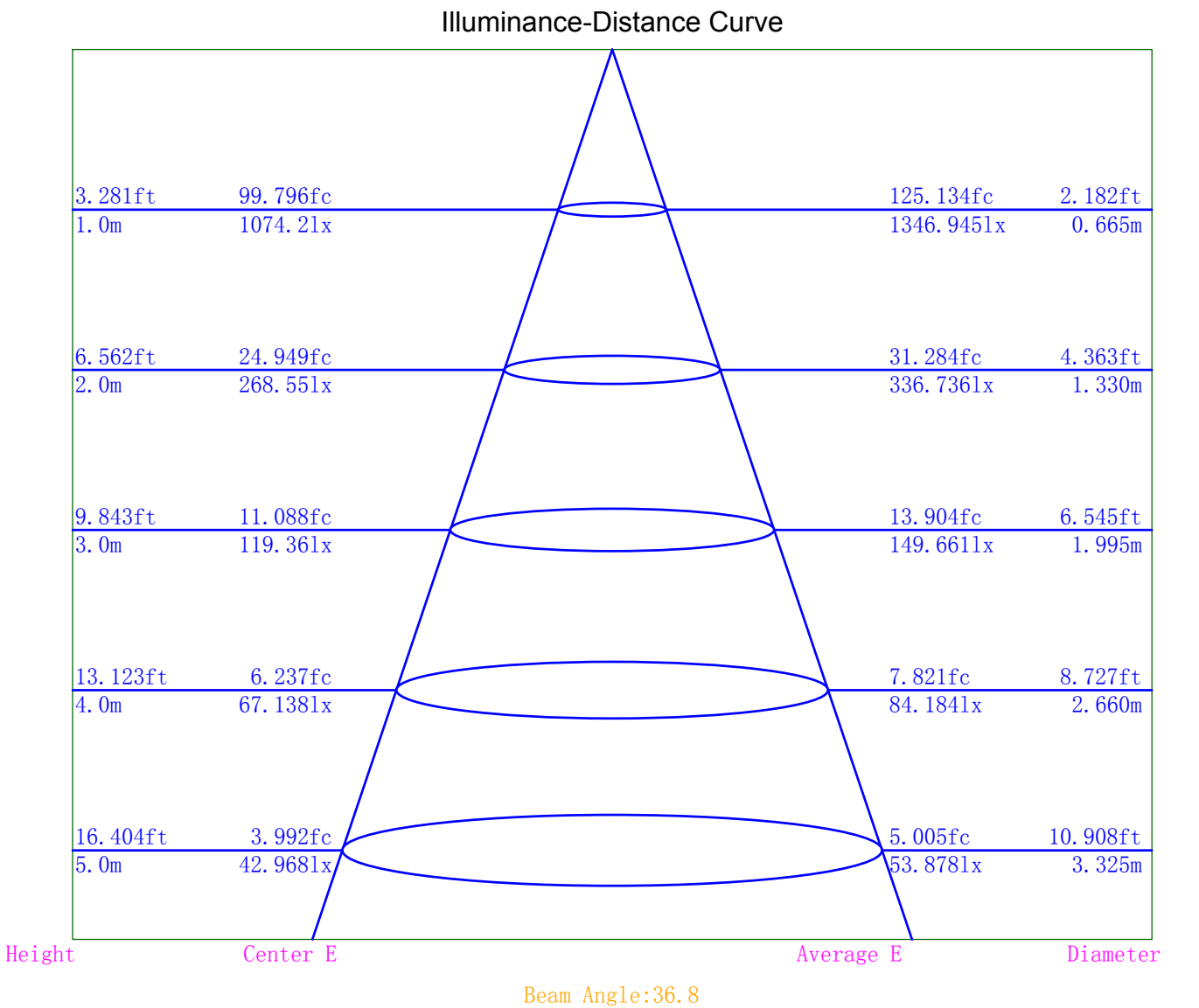
Space ISO Illuminance Curve



Space Plane Maximum Illuminance and @Angle:1107.26lx,5.0deg  
Plane Maximum Lighting Intensity and @Angle:1119.998cd,0deg

Illuminance-Distance Diagram

Lum. Name:SD01-06-XX-01 2700K RA90 36D	Lum. Catelog:	Test ID:01
Lamp Name:	Lamp Catelog:LED	Test Lab:Quality Department
Manufacture:Shenzhen Norming Lighting Co.Ltd	Test Machine:GON-2000	Test Date:2021/02/25



Indoor Luminance Limiting Curves

Lum. Name: SD01-06-XX-01 2700K RA90 36D	Lum. Catalog:	Test ID: 01
Lamp Name:	Lamp Catalog: LED	Test Lab: Quality Department
Manufacture: Shenzhen Norming Lighting Co.Ltd	Test Machine:GON-2000	Test Date: 2021/02/25

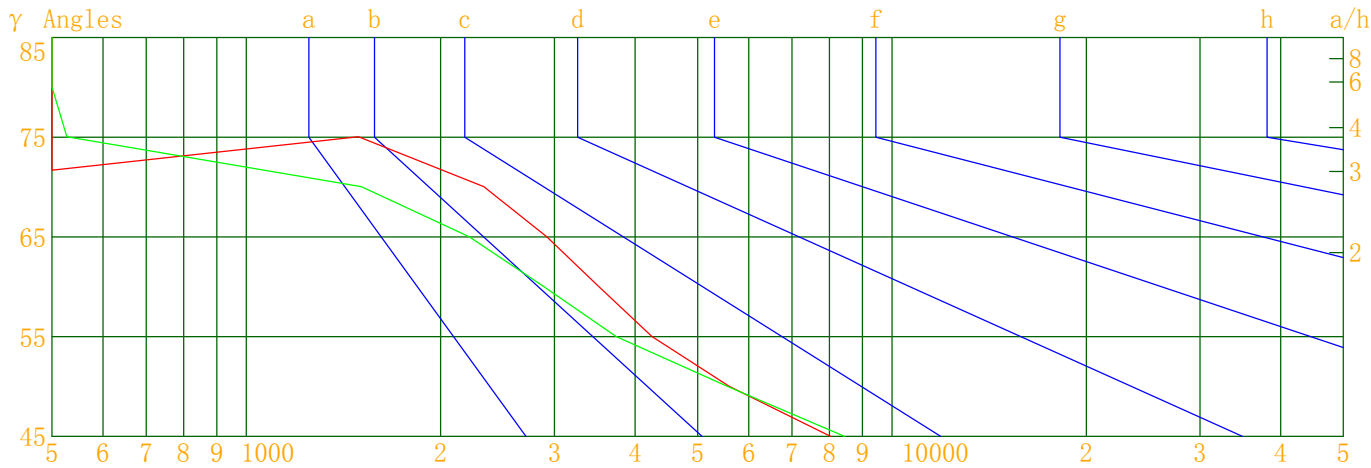
Glare Grade Table

GI	Quality	Using Illuminance							
1.15	A	2000	1000	500	<=300				
1.5	B		2000	1000	500	<=300			
1.85	C			2000	1000	500	<=300		
2.2	D				2000	1000	500	<=300	
2.55	E	a				2000	1000	500	<=300
			b	c	d	e	f	g	h

Luminance Table

Gama(deg)	45	50	55	60	65	70	75	80	85
C0	8033	5600	4249	3515	2918	2333	1492	293	0
C90	8443	5563	3739	2888	2213	1507	527	0	0

Luminance Limiting Curve



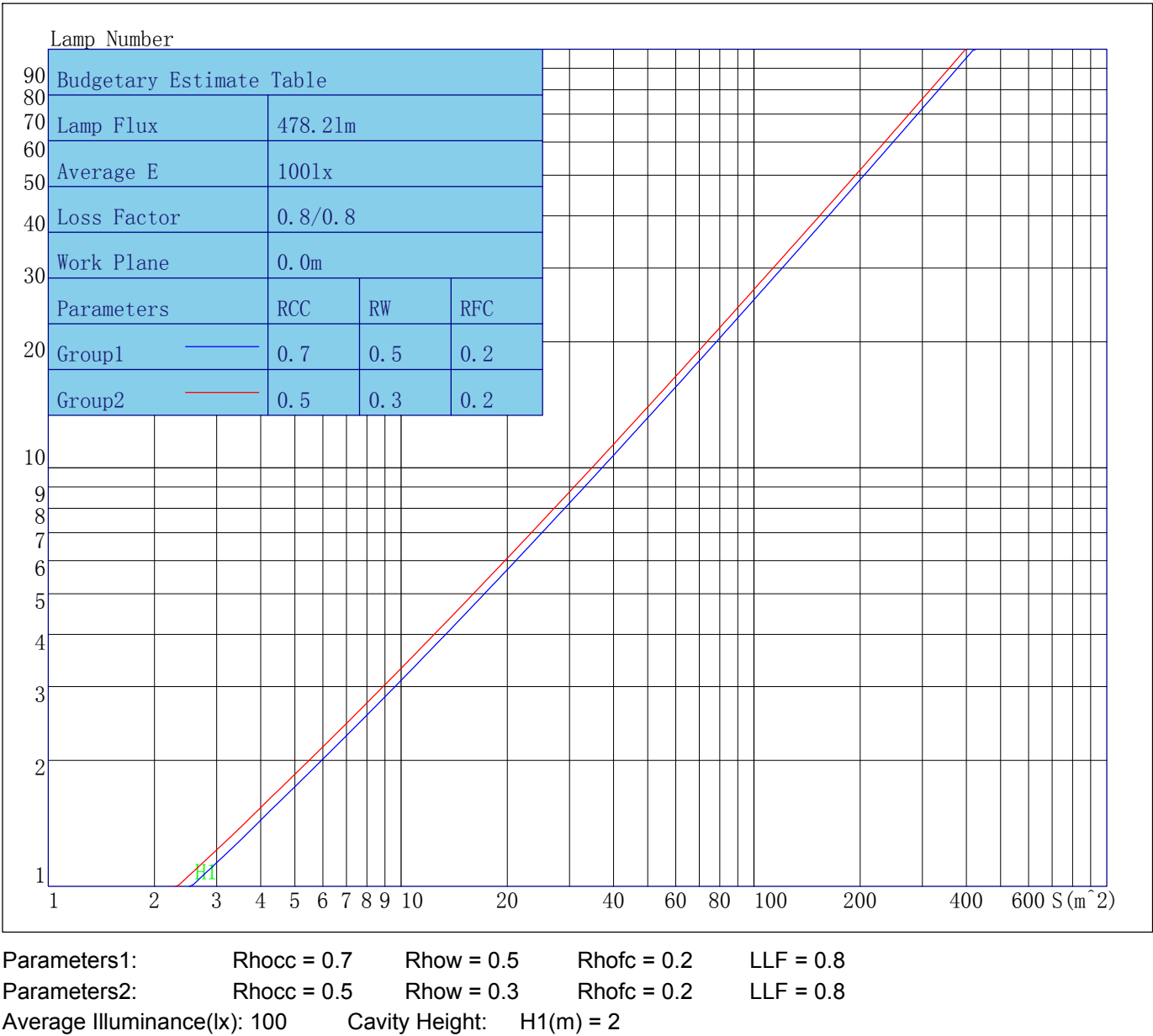
Luminous Size: Length(m)=0.000 Width(m)=-0.050 Height(m)=0.000 Area(m^2)=0.001963

Luminous Type: Without Luminous Side

Luminous Curves: C0-C180 Color: C90-C270 Color:

Indoor Budgetary Estimate Table

Lum. Name:SD01-06-XX-01 2700K RA90 36D	Lum. Catalog:	Test ID:01
Lamp Name:	Lamp Catalog: LED	Test Lab: Quality Department
Manufacture: Shenzhen Norming Lighting Co.Ltd	Test Machine:GON-2000	Test Date: 2021/02/25



Indoor Coefficient of Utilization Table

Lum. Name: SD01-06-XX-01 2700K RA90 36D	Lum. Catelog:	Test ID: 01
Lamp Name:	Lamp Catelog: LED	Test Lab: Quality Department
Manufacture: Shenzhen Norming Lighting Co.Ltd	Test Machine:GON-2000	Test Date: 2021/02/25

Coefficients of Utilization - Zonal Cavity Method																		
Coef.	Effective Floor Cavity Reflectance RFC=0.20																	
RhoCC (%)	80				70				50			30			10			0
RhoW (%)	70	50	30	10	70	50	30	10	50	30	10	50	30	10	50	30	10	0
RCR	Coefficient of Utilization(%)																	
0	119	119	119	119	116	116	116	116	111	111	111	106	106	106	102	102	102	100
1	114	112	110	108	112	110	108	106	106	104	103	102	101	100	99	98	97	95
2	110	106	102	99	108	104	101	98	101	98	96	98	96	94	95	94	92	91
3	106	100	96	93	104	99	95	92	96	93	90	94	91	89	92	90	88	86
4	101	95	91	87	100	94	90	87	92	88	86	90	87	85	88	86	84	82
5	98	91	86	82	96	90	85	82	88	84	81	87	83	81	85	82	80	79
6	94	87	82	78	93	86	81	78	85	81	78	83	80	77	82	79	76	75
7	91	83	78	75	89	82	78	74	81	77	74	80	76	74	79	76	73	72
8	87	80	75	71	86	79	74	71	78	74	71	77	73	71	76	73	70	69
9	84	77	72	68	83	76	72	68	75	71	68	74	71	68	74	70	68	67
10	82	74	69	66	81	73	69	66	73	68	66	72	68	65	71	68	65	64

Unified Glare Rating Table

Lum. Name:SD01-06-XX-01 2700K RA90 36D	Lum. Catelog:	Test ID: 01
Lamp Name:	Lamp Catelog: LED	Test Lab: Quality Department
Manufacture: Shenzhen Norming Lighting Co.Ltd	Test Machine:GON-2000	Test Date: 2021/02/25

Unified Glare Rating Table

Ceiling RCC	0.70	0.70	0.50	0.50	0.30	0.70	0.70	0.50	0.50	0.30	
Wall RW	0.50	0.30	0.50	0.30	0.30	0.50	0.30	0.50	0.30	0.30	
Floor RFC	0.20	0.20	0.20	0.20	0.20	0.20	0.20	0.20	0.20	0.20	
Room Size	Vewed crosswise					Vewed endwise					
X=2H    Y=2H	13.4	14.3	13.8	14.6	14.9	14.8	15.6	15.2	16.0	16.3	
	Y=3H	13.5	14.2	13.8	14.5	14.9	14.7	15.4	15.1	15.7	16.1
	Y=4H	13.4	14.1	13.8	14.4	14.8	14.6	15.2	15.0	15.6	16.0
	Y=6H	13.3	13.9	13.7	14.3	14.7	14.5	15.1	14.9	15.4	15.8
	Y=8H	13.2	13.8	13.7	14.2	14.6	14.4	15.0	14.8	15.3	15.8
	Y=12H	13.2	13.7	13.6	14.1	14.5	14.3	14.9	14.8	15.2	15.7
X=4H    Y=2H	13.3	13.9	13.7	14.3	14.7	14.6	15.2	15.0	15.6	16.0	
	Y=3H	13.3	13.9	13.7	14.3	14.7	14.4	15.0	14.9	15.4	15.8
	Y=4H	13.3	13.7	13.7	14.2	14.6	14.3	14.8	14.8	15.2	15.7
	Y=6H	13.2	13.6	13.7	14.0	14.5	14.2	14.6	14.7	15.0	15.5
	Y=8H	13.1	13.5	13.6	13.9	14.4	14.1	14.5	14.6	14.9	15.4
	Y=12H	13.0	13.3	13.5	13.8	14.3	14.1	14.4	14.6	14.8	15.3
X=8H    Y=4H	13.1	13.5	13.6	13.9	14.4	14.2	14.5	14.6	15.0	15.4	
	Y=6H	13.0	13.3	13.5	13.8	14.3	14.0	14.3	14.5	14.8	15.3
	Y=8H	12.9	13.2	13.5	13.7	14.2	14.0	14.2	14.5	14.7	15.2
	Y=12H	12.9	13.1	13.4	13.6	14.2	13.9	14.1	14.4	14.6	15.2
X=12H    Y=4H	13.1	13.3	13.6	13.8	14.3	14.1	14.4	14.6	14.9	15.3	
	Y=6H	12.9	13.2	13.5	13.6	14.2	14.0	14.2	14.5	14.6	15.2
	Y=8H	12.9	13.1	13.4	13.6	14.2	13.9	14.1	14.4	14.6	15.2
Variations with the objerver position at spacings											
S=1.0H	2.0/-3.0					3.4/-5.6					
S=1.5H	2.5/-4.1					4.0/-12.6					
S=2.0H	2.7/-4.8					3.6/-10.4					
Reduced UGR Table:											
Nordic Standard Table:	BK0					BK0					
Correction Value	0.3					0.1					

o the CIE Pub.117, data has been corrected, refers to the lamp's lumens 8.2flm.

IES Indoor Report

Photometric Filename:SD01-06-XX-01 2700K RA90 36D.IES

---

Candela Tabulation

V/H	C0.0	C90.0	C180.0	C270.0
γ 0.0	1074.20	1074.20	1074.20	1074.20
γ 1.0	1083.45	1068.52	1074.94	1073.19
γ 2.0	1092.59	1071.14	1079.48	1081.93
γ 3.0	1105.19	1078.75	1086.84	1094.09
γ 4.0	1115.35	1090.14	1098.74	1104.85
γ 5.0	1120.00	1100.77	1113.14	1111.83
γ 6.0	1112.17	1113.70	1125.08	1106.52
γ 7.0	1094.20	1119.90	1134.59	1086.79
γ 8.0	1064.29	1113.72	1132.32	1057.73
γ 9.0	1027.90	1094.85	1119.00	1021.53
γ 10.0	988.17	1066.83	1097.16	979.66
γ 11.0	944.32	1033.12	1067.58	932.97
γ 12.0	899.12	995.39	1032.73	880.18
γ 13.0	846.80	951.81	991.62	824.94
γ 14.0	788.69	903.82	942.96	764.79
γ 15.0	723.33	850.35	888.20	702.15
γ 16.0	654.50	792.56	827.24	636.51
γ 17.0	583.13	733.97	759.97	568.43
γ 18.0	511.09	673.05	685.87	499.15
γ 19.0	441.05	607.76	609.11	431.12
γ 20.0	377.56	537.89	534.84	369.05
γ 21.0	321.86	467.74	465.36	312.79
γ 22.0	275.55	402.70	401.72	264.28
γ 23.0	237.74	344.57	345.65	223.97
γ 24.0	206.57	295.40	298.10	191.74
γ 25.0	180.84	254.58	257.90	165.91
γ 26.0	159.67	221.50	224.78	144.58
γ 27.0	141.50	193.85	196.89	127.02
γ 28.0	125.61	170.67	173.53	112.48
γ 29.0	111.71	150.67	153.53	99.84
γ 30.0	99.39	133.14	136.04	88.52
γ 31.0	88.44	117.86	120.50	78.46
γ 32.0	78.57	104.29	106.35	69.12
γ 33.0	69.77	92.11	93.74	60.72
γ 34.0	62.00	81.07	82.13	53.31
γ 35.0	54.59	71.65	71.95	46.15
γ 36.0	48.16	62.90	62.46	40.11
γ 37.0	42.76	54.82	54.03	35.22
γ 38.0	38.08	48.05	47.02	30.99
γ 39.0	33.92	42.19	40.99	27.34
γ 40.0	30.27	36.99	35.78	24.05
γ 41.0	24.13	32.47	31.23	19.36
γ 42.0	17.53	27.97	26.97	13.45
γ 43.0	14.45	20.20	19.14	10.82
γ 44.0	12.50	14.50	12.52	9.50
γ 45.0	11.15	11.72	9.71	8.62
γ 46.0	10.11	10.00	8.10	7.96

Candela Tabulation - (Cont.)

V/H	C0.0	C90.0	C180.0	C270.0
γ 47.0	9.27	9.00	7.15	7.46
γ 48.0	8.56	8.24	6.53	7.02
γ 49.0	7.89	7.61	6.10	6.57
γ 50.0	7.07	7.02	5.70	5.93
γ 51.0	6.42	6.40	5.25	5.45
γ 52.0	5.93	5.61	4.57	5.12
γ 53.0	5.48	5.08	4.19	4.83
γ 54.0	5.12	4.61	3.87	4.57
γ 55.0	4.78	4.21	3.64	4.34
γ 56.0	4.47	3.89	3.45	4.13
γ 57.0	4.18	3.60	3.28	3.90
γ 58.0	3.92	3.34	3.10	3.70
γ 59.0	3.67	3.08	2.92	3.50
γ 60.0	3.45	2.84	2.74	3.32
γ 61.0	3.22	2.62	2.58	3.15
γ 62.0	3.02	2.40	2.42	2.96
γ 63.0	2.80	2.19	2.27	2.78
γ 64.0	2.60	2.00	2.10	2.61
γ 65.0	2.42	1.84	1.95	2.45
γ 66.0	2.24	1.64	1.80	2.28
γ 67.0	2.07	1.48	1.65	2.13
γ 68.0	1.91	1.32	1.52	1.98
γ 69.0	1.74	1.17	1.39	1.81
γ 70.0	1.57	1.01	1.25	1.64
γ 71.0	1.39	0.85	1.11	1.47
γ 72.0	1.22	0.71	0.96	1.31
γ 73.0	1.07	0.55	0.81	1.14
γ 74.0	0.90	0.41	0.65	0.98
γ 75.0	0.76	0.27	0.51	0.83
γ 76.0	0.61	0.14	0.37	0.68
γ 77.0	0.47	0.01	0.24	0.55
γ 78.0	0.34	0.00	0.11	0.38
γ 79.0	0.22	0.00	0.00	0.27
γ 80.0	0.10	0.00	0.00	0.13
γ 81.0	0.00	0.00	0.00	0.02
γ 82.0	0.00	0.00	0.00	0.00
γ 83.0	0.00	0.00	0.00	0.00
γ 84.0	0.00	0.00	0.00	0.00
γ 85.0	0.00	0.00	0.00	0.00
γ 86.0	0.00	0.00	0.00	0.00
γ 87.0	0.00	0.00	0.00	0.00
γ 88.0	0.00	0.00	0.00	0.00
γ 89.0	0.00	0.00	0.00	0.00
γ 90.0	0.00	0.00	0.00	0.00
γ 91.0	0.00	0.00	0.00	0.00
γ 92.0	0.00	0.00	0.00	0.00
γ 93.0	0.00	0.00	0.00	0.00

---



Candela Tabulation - (Cont.)

V/H	C0.0	C90.0	C180.0	C270.0
γ 94.0	0.00	0.00	0.00	0.00
γ 95.0	0.00	0.00	0.00	0.00
γ 96.0	0.00	0.00	0.00	0.00
γ 97.0	0.00	0.00	0.00	0.00
γ 98.0	0.00	0.00	0.00	0.00
γ 99.0	0.00	0.00	0.00	0.00
γ 100.0	0.00	0.00	0.00	0.00
γ 101.0	0.00	0.00	0.00	0.00
γ 102.0	0.00	0.00	0.00	0.00
γ 103.0	0.00	0.00	0.00	0.00
γ 104.0	0.00	0.00	0.00	0.00
γ 105.0	0.00	0.00	0.00	0.00
γ 106.0	0.00	0.00	0.00	0.00
γ 107.0	0.00	0.00	0.00	0.00
γ 108.0	0.00	0.00	0.00	0.00
γ 109.0	0.00	0.00	0.00	0.00
γ 110.0	0.00	0.00	0.00	0.00
γ 111.0	0.00	0.00	0.00	0.00
γ 112.0	0.00	0.00	0.00	0.00
γ 113.0	0.00	0.00	0.00	0.00
γ 114.0	0.00	0.00	0.00	0.00
γ 115.0	0.00	0.00	0.00	0.00
γ 116.0	0.00	0.00	0.00	0.00
γ 117.0	0.00	0.00	0.00	0.00
γ 118.0	0.00	0.00	0.00	0.00
γ 119.0	0.00	0.00	0.00	0.00
γ 120.0	0.00	0.00	0.00	0.00
γ 121.0	0.00	0.00	0.00	0.00
γ 122.0	0.00	0.00	0.00	0.00
γ 123.0	0.00	0.00	0.00	0.00
γ 124.0	0.00	0.00	0.00	0.00
γ 125.0	0.00	0.00	0.00	0.00
γ 126.0	0.00	0.00	0.00	0.00
γ 127.0	0.00	0.00	0.00	0.00
γ 128.0	0.00	0.00	0.00	0.00
γ 129.0	0.00	0.00	0.00	0.00
γ 130.0	0.00	0.00	0.00	0.00
γ 131.0	0.00	0.00	0.00	0.00
γ 132.0	0.00	0.00	0.00	0.00
γ 133.0	0.00	0.00	0.00	0.00
γ 134.0	0.00	0.00	0.00	0.00
γ 135.0	0.00	0.00	0.00	0.00
γ 136.0	0.00	0.00	0.00	0.00
γ 137.0	0.00	0.00	0.00	0.00
γ 138.0	0.00	0.00	0.00	0.00
γ 139.0	0.00	0.00	0.00	0.00
γ 140.0	0.00	0.00	0.00	0.00

---

Candela Tabulation - (Cont.)

V/H	C0.0	C90.0	C180.0	C270.0
γ 141.0	0.00	0.00	0.00	0.00
γ 142.0	0.00	0.00	0.00	0.03
γ 143.0	0.00	0.00	0.00	0.14
γ 144.0	0.06	0.00	0.00	0.21
γ 145.0	0.16	0.00	0.02	0.29
γ 146.0	0.24	0.00	0.11	0.38
γ 147.0	0.32	0.00	0.20	0.46
γ 148.0	0.41	0.01	0.29	0.55
γ 149.0	0.49	0.09	0.38	0.63
γ 150.0	0.57	0.18	0.47	0.70
γ 151.0	0.64	0.25	0.56	0.78
γ 152.0	0.73	0.34	0.64	0.85
γ 153.0	0.80	0.42	0.73	0.91
γ 154.0	0.85	0.50	0.81	0.97
γ 155.0	0.92	0.57	0.88	1.01
γ 156.0	0.98	0.65	0.95	1.08
γ 157.0	1.03	0.72	1.01	1.12
γ 158.0	1.08	0.78	1.08	1.16
γ 159.0	1.11	0.83	1.12	1.18
γ 160.0	1.16	0.89	1.17	1.21
γ 161.0	1.18	0.94	1.21	1.23
γ 162.0	1.21	0.98	1.24	1.25
γ 163.0	1.22	1.01	1.27	1.26
γ 164.0	1.22	1.03	1.29	1.25
γ 165.0	1.23	1.05	1.30	1.26
γ 166.0	1.24	1.07	1.31	1.25
γ 167.0	1.23	1.08	1.32	1.26
γ 168.0	1.24	1.09	1.32	1.26
γ 169.0	1.23	1.10	1.32	1.25
γ 170.0	1.24	1.09	1.32	1.25
γ 171.0	1.24	1.11	1.31	1.26
γ 172.0	1.25	1.13	1.32	1.26
γ 173.0	1.27	1.14	1.33	1.27
γ 174.0	1.28	1.14	1.33	1.29
γ 175.0	1.29	1.17	1.33	1.30
γ 176.0	1.32	1.19	1.35	1.31
γ 177.0	1.33	1.21	1.35	1.33
γ 178.0	1.34	1.23	1.37	1.33
γ 179.0	1.35	1.25	1.38	1.33
γ 180.0	1.35	1.35	1.35	1.35